PRO TOP1 72W 24V 3A

Weidmüller Interface GmbH & Co. KG
Klingenbergstraße 26
D-32758 Detmold
Germany

www.weidmueller.com



Production processes constantly need to be made more efficient. As well as performance, energy efficiency and ustainability are also playing an increasingly important role in cutting-edge industry. PROtop power supplies combine excellent performance data with exemplary sustainability, which has a positive impact on the productivity of the entire production facility.
PROtop offers a number of advantages that give you a real competitive edge. These include the permanent reduction of energy costs thanks to high efficiencies as well as the increase in plant availability due to long service life and high MTBF values. In addition, there is a high functional density due to the extremely spacesaving designs. PROtop can achieve significant savings compared to conventional power supply units. Its increased efficiency saves an average of 50 kWh per day in a mediumsized production facility with approx. 100 PROtop power supplies working in three-shift operation. This adds up to over 15,000 kWh a year and also improves the facility's carbon footprint. The service life, which is twice as long as that of standard power supplies, also sustainably reduces the costs of repurchase and exchange.

General ordering data

Version	Power supply, switch-mode power supply unit, 24 V
Order No.	2466850000
Type	PRO TOP1 72W 24V 3A
GTIN (EAN)	4050118481440
Qty.	1 pc(s).

PRO TOP1 72W 24V 3A

Weidmüller Interface GmbH & Co. KG
Klingenbergstraße 26
D-32758 Detmold
Germany

www.weidmueller.com

Technical data

Dimensions and weights

Depth	125 mm	Depth (inches)	4.921 inch
Height	130 mm	Height (inches)	5.118 inch
Width	35 mm	Width (inches)	1.378 inch
Net weight	650 g		

Temperatures

Storage temperature	-40 °C...85 °C	Operating temperature	-25 °C...70 °C
Humidity at operating temperature	5...95 %, no condensation		

Input

AC input voltage range	85...277 V AC	
Connection system	PUSH IN with actuator	
Current consumption in relation to the input voltage	Voltage type	AC
	Input voltage	100 V
	Input current	2 A
	Voltage type	DC
	Input voltage	120 V
	Input current	2 A
DC input voltage range	80 ... 410 V DC	
Frequency range AC	45...65 Hz	
Input fuse (internal)	Yes	
Inrush current	max. 5 A	
Nominal power consumption	80.9 VA	
Rated input voltage	100...240 V AC / 120...340 V DC	
Recommended back-up fuse	5 A, DI / 6 A, Char. B / 6 A, Char C	
Surge protection	Varistor	

Output

Connection system	PUSH IN with actuator	
DCL - peak load reserve	Multiple of the rated current	150 %
	Boost duration	5 s
	Multiple of the rated current	400 %
	Boost duration	15 ms
Mains failure bridge-over time	> 20 ms @ 115V AC/ 230 VAC	
Nominal output current for U_{nom}	3 A @ 60 °C	
Output power	72 W	
Output voltage, max.	28.8 V	
Output voltage, min.	22.5 V	
Output voltage, note	adjustable with potentiometer or comunication module	
Parallel connection option	yes, max 10	
Protection against inverse voltage	Yes	
Ramp-up time	≤ 100 ms	
Rated output voltage	24 V DC ± 1 %	
Residual ripple, breaking spikes	<50 mVss @ U_{Nenn}, Full Load	

PRO TOP1 72W 24V 3A

Weidmüller Interface GmbH & Co. KG
Klingenbergstraße 26
D-32758 Detmold
Germany

www.weidmueller.com

Technical data

General data

AC failure bridging time @ I_{nom}	> 20 ms @ 230 V AC / > 20 ms @ 115 V AC	Conformal coating	No
Degree of efficiency	89%	Derating	> 60°C (2.5% / 1°C)
Earth leakage current, max.	3.5 mA	Housing version	Metal, corrosion resistant
Power factor (approx.)	> 0.5	Power loss, idling	5 W
Power loss, nominal load	8.9 W	Protection degree	IP20
Short-circuit protection	Yes, internal	Start-up	≥ -40 °C
Surge voltage category	III, II		

EMC / shock / vibration

Interference immunity test acc. to	EN 55032:2015, EN 55024:2010/A1:2015, EN 55035:2017, EN 61000-3-2:2014, EN 61000-6-1:2007, EN 61000-6-2:2005, EN 61000-6-3:2007/ A1:2011, EN 61000-6-4:2007/ A1:2011	Noise emission in accordance with EN55032	Class B
Shock resistance IEC 60068-2-27	30 g in all directions	Vibration resistance IEC 60068-2-6	2.3 g (on DIN rail), 4 g (with direct mounting)

Insulation coordination

Insulation voltage input / earth	3.2 kV	Insulation voltage output / earth	0.5 kV
Insulation voltage, input/output	3.5 kV	Pollution severity	2
Protection class	I, with PE connection	Surge voltage category	III, II

Electrical safety (applied standards)

Electrical machine equipment	Acc. to EN60204	For use with electronic equipment	Acc. to EN50178 / VDE0160
Protection against dangerous shock currents	Acc. to VDE0106-101	Protective separation / protection against electrical shock	VDE0100-410 / acc. to DIN57100-410
Safety extra-low voltage	SELV acc. to IEC 60950-1, PELV according to EN 60204-1	Safety transformers for switch-mode power supplies	According to EN 61558-2-16

Connection data (input)

Conductor cross-section, AWG/kcmil , max.	12 AWG	Conductor cross-section, AWG/kcmil , min.	20 AWG
Conductor cross-section, flexible , min.	0.5 mm²	Conductor cross-section, rigid , max.	1.5 mm²
Conductor cross-section, rigid , min.	0.5 mm²	Connection system	PUSH IN with actuator
Number of terminals	3 for L/N/PE	Screwdriver blade	0.6 x 3.5
Wire connection cross section, flexible (input), max.	2.5 mm²		

PRO TOP1 72W 24V 3A

Weidmüller Interface GmbH & Co. KG
Klingenbergstraße 26
D-32758 Detmold
Germany

www.weidmueller.com

Technical data

Connection data (output)

Conductor cross-section, AWG/kcmil , max.	12 AWG	Conductor cross-section, AWG/kcmil , min.	26 AWG
Conductor cross-section, flexible , max.	2.5 mm²	Conductor cross-section, flexible , min.	0.2 mm²
Conductor cross-section, rigid , max.	2.5 mm²	Conductor cross-section, rigid , min.	0.2 mm²
Connection system	PUSH IN with actuator	Number of terminals	5 (+ + / - - -)
Screwdriver blade	0.6 x 3.5		

Connection data (signal)

Wire connection cross-section, flexible (signal), max.	1.5 mm²	Wire connection cross-section, flexible (signal), min.	0.14 mm²
Wire connection method	PUSH IN	Wire cross-section, AWG/kcmil , max.	16
Wire cross-section, AWG/kcmil , min.	26 mm²	Wire cross-section, solid , max.	1.5 mm²
Wire cross-section, solid , min.	0.14 mm²		

Signalling

Floating contact	Yes	LED green/red	Green: Operation (failure-free), Flashing green: advance warning I>90%, Green/red flashing: output switched off (switch-off mode), Flashing red: overload/error
Status relay (max. load)	Output voltage OK (30 V DC / 1 A)		

Approbations

Certificate no. (cULus)	E255651	Certificate no. (cULusEX)	E470829
Institute (cULus)	CULUS	Institute (cULusEX)	CULUSEX

Classifications

ETIM 6.0	EC002540	ETIM 7.0	EC002540
ETIM 8.0	EC002540	ETIM 9.0	EC002540
ECLASS 9.0	27-04-07-01	ECLASS 9.1	27-04-07-01
ECLASS 10.0	27-04-07-01	ECLASS 11.0	27-04-07-01
ECLASS 12.0	27-04-07-01	ECLASS 13.0	27-04-07-01

Environmental Product Compliance

REACH SVHC	Lead 7439-92-1
SCIP	6d8cdf22-8230-4af8-86c8-3558c716666d

PRO TOP1 72W 24V 3A

Weidmüller Interface GmbH & Co. KG
Klingenbergstraße 26
D-32758 Detmold
Germany

www.weidmueller.com

Technical data

Approvals

Approvals	
ROHS	Conform
UL File Number Search	UL Website
Certificate no. (cULus)	E255651
Certificate no. (cULusEX)	E470829

Downloads

Approval/Certificate/Document of Conformity	Lloyds Register Certificate ABS Certificate BV Certificate.pdf DNV Certificate.pdf RINA Certificate.pdf UL 508_CSA C22.2 Certificate.pdf UL 62368-1 Certificate.pdf UL 121201_CSA C22.2 Certificate.pdf Declaration of Conformity UK Conformity Assessed
Engineering Data	CAD data – STEP
User Documentation	Operating instruction IO-Link Register Description PROtop
Catalogues	Catalogues in PDF-format
Brochures	Produkt Information PROTOP DE Produkt Information PROTOP EN

PRO TOP1 72W 24V 3A

Weidmüller Interface GmbH & Co. KG
Klingenbergstraße 26
D-32758 Detmold
Germany

www.weidmueller.com

Drawings

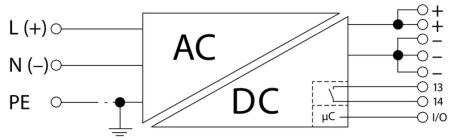

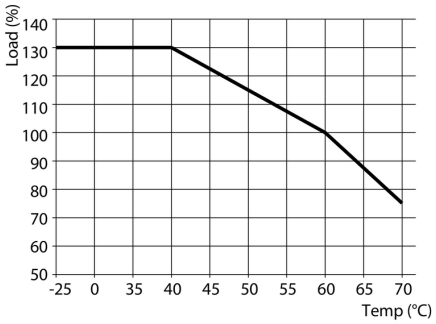

PRO TOP1 72W 24V 3A

Weidmüller Interface GmbH & Co. KG
Klingenbergstraße 26
D-32758 Detmold
Germany

www.weidmueller.com

Accessories

Slotted screwdriver



VDE insulated screwdriver sets, for working on live parts up to 1000 V AC and 1500 V DC, DIN EN 60900. IEC 900. Each piece is "GS" safety tested. Blade made from fully hardened, high-alloy chromium-vanadium-molybdenum steel, gun-metal finish.

General ordering data

Type	SDIS SLIM 0.6X3.5X100	Version
Order No.	2749610000	Mounting tool, Blade width (B): 3.5 mm, Blade length: 100 mm, Blade
GTIN (EAN)	4050118896350	thickness (A): 0.6 mm
Qty.	1 pc(s).	

Installation



Mounting accessory for Weidmüller Power Supplys.

General ordering data

Type	CP A WALLADAPTER 30 MM	
Order No.	1461870000	
GTIN (EAN)	4050118268225	
Qty.	1 pc(s).	
Type	MTA 30 MF	Version
Order No.	1251320000	Electronics housings, Mounting flange
GTIN (EAN)	4050118042702	
Qty.	20 pc(s).	
Type	PRO TOP BRACKETS	Version
Order No.	2575900000	Mounting foot
GTIN (EAN)	4050118683059	
Qty.	1 pc(s).	

PRO TOP1 72W 24V 3A

Weidmüller Interface GmbH & Co. KG
Klingenbergstraße 26
D-32758 Detmold
Germany

www.weidmueller.com

Accessories

Communication modules



Weidmüller's plug-in communication modules enable individual components to exchange relevant data with the cloud. This lays the foundation for targeted process optimization using condition monitoring and remote controllability - factors that play a decisive role in increasing efficiency, quality, process stability and availability can contribute. The communication modules are designed according to IP20 protected, can be operated without tools and can be flexibly adapted to different customisable communication protocols.

General ordering data

Type	PRO COM CAN OPEN EX	Version
Order No.	2467340000	Communication module
GTIN (EAN)	4050118481822	
Qty.	1 pc(s).	

Type	PRO COM IO-LINK	Version
Order No.	2587360000	Communication module
GTIN (EAN)	4050118599152	
Qty.	1 pc(s).	

Type	PRO COM CAN OPEN	Version
Order No.	2467320000	Communication module
GTIN (EAN)	4050118482225	
Qty.	1 pc(s).	

Type	PRO COM DISPLAY 7S	Version
Order No.	2466960000	Communication module
GTIN (EAN)	4050118481808	
Qty.	1 pc(s).	

BLF 5.00HC/180 SN



Just as reliable as the millionfold proven original and featuring innovative details:
The BLF 5.00HC PUSH IN version of the BLZ 5.00HC female connector features a new connection system and a more compact design. Weidmüller's innovative PUSH IN spring connection system stands for the future of easy and tool-free wire connection. HC = High Current.
In terms of versatility, the BLF 5.00HC offers just as much as the older versions:

- 3 tested-and-proven wire outlet directions provide the usual flexibility for application-specific design
- 4 flange variations and the patented release latch allow the locking concept to be based on the requirements of the user

General ordering data

Type	BLF 5.00HC/05/180 SN BK ...	Version	Product data	Packaging
Order No.	1017710000	PCB plug-in connector, female plug, 5.00 mm, Number of poles: 5,	IEC: 400 V / 23 A / 0.2 - 2.5 mm²	Box
GTIN (EAN)	4032248728817	180°, PUSH IN with actuator, Clamping range, max. : 3.31 mm², Box	UL: 300 V / 18.5 A / AWG 26 - AWG	
Qty.	72 pc(s).		12	

PRO TOP1 72W 24V 3A

Weidmüller Interface GmbH & Co. KG
Klingenbergstraße 26
D-32758 Detmold
Germany

www.weidmueller.com

Accessories

BLF 5.08HC/180F SN



Just as reliable as the millionfold proven original and featuring innovative details:
The BLF 5.08HC PUSH IN version of the BLZP 5.08HC female connector is not only different in terms of connection system; it also has a more compact design. Weidmüller's innovative PUSH IN spring connection system stands for the future of easy and tool-free wire connection. HC = High Current.
In terms of versatility, the BLF 5.08HC offers just as much as the version which served as a model:
- 3 tested-and-proven wire outlet directions provide the usual flexibility for application-specific design
- 4 flange variations and the patented release latch allow the locking concept to be based on the requirements of the user
- Use the BLF 5.08HC and SL 5.08HC plug combination to reach the max. rated specifications

General ordering data

Type	BLF 5.08HC/03/180F SN B ...	Version	Product data	Packaging
Order No.	1012650000	PCB plug-in connector, female plug, 5.08 mm, Number of poles: 3,	IEC: 400 V / 24 A / 0.2 - 2.5 mm²	Box
GTIN (EAN)	4032248720309	180°, PUSH IN with actuator, Clamping range, max. : 3.31 mm², Box	UL: 300 V / 18.5 A / AWG 26 - AWG	
Qty.	72 pc(s).		12	

BCF 3.81/180F



PUSH IN - Weidmüller's innovative connection system simplifies the wire connection process.
The benefits for users and applications:
- High packaging density due to very low component height. Simply insert the prepared wire - finished
- High component density with the compact SCDN / SCDN-THR two-tier pin header
- Simplified processing due to integrated push buttons for opening the clamping unit
- Intuitive handling – since the wire-entry area and handling area are clearly separated
- tool-free locking and releasing when using Weidmüller's patented release latch (LR)

The Weidmüller plug-in connectors, pitch 3.81 mm (0.15 inch), are compatible with the layout of customary plug-in connectors, can be coded and provide space for printing.

General ordering data

Type	BCF 3.81/03/180F SN BK ...	Version	Product data	Packaging
Order No.	1971570000	PCB plug-in connector, female plug, 3.81 mm, Number of poles: 3,	IEC: 320 V / 17.5 A / 0.14 - 1.5 mm²	Box
GTIN (EAN)	4032248680504	180°, PUSH IN with actuator, Clamping range, max. : 1.5 mm², Box	UL: 300 V / 10 A / AWG 26 - AWG 16	
Qty.	50 pc(s).			

PRO TOP1 72W 24V 3A

Weidmüller Interface GmbH & Co. KG
Klingenbergstraße 26
D-32758 Detmold
Germany

www.weidmueller.com

Accessories

W-Series



Weidmüller's range of products includes end brackets that guarantee a permanent, reliable mounting on the terminal rail and prevent sliding. Versions with and without screws are available. The end brackets include marking options, also for group markers, and also a test plug holder.

General ordering data

Type	WEW 35/1 V0 GF SW	Version
Order No.	1478990000	End bracket, Wemid, black, Rail: TS 35, when screwed in
GTIN (EAN)	4050118286892	
Qty.	50 pc(s).	

Type	WEW 35/2 V0 GF SW	Version
Order No.	1479000000	End bracket, Wemid, black, Rail: TS 35, when screwed in
GTIN (EAN)	4050118286779	
Qty.	50 pc(s).	