



S30A-6011EA

S3000 Remote

SAFETY LASER SCANNERS

SICK
Sensor Intelligence.



Illustration may differ



Ordering information

Type	Part no.
S30A-6011EA	1023548

Usage

The system plug has to be ordered separately. For details, see "Accessories, plug connectors and cables".

Other models and accessories → www.sick.com/S3000_Remote

Detailed technical data

Features

Usage	Can only be used in the EFI system network, e.g., with a Flexi Soft safety controller and an additional S300 or S3000 safety laser scanner
Model	Sensor without system plug
Application	Indoor
Protective field range	5.5 m
Warning field range	49 m (20 m at 20 % reflectivity)
Distance measuring range	49 m
Number of simultaneously monitored protective fields	≤ 4 ¹⁾
Type of field set	Triple field sets, dual field sets
Number of field sets	32 ²⁾ ³⁾
Number of fields	64
Number of monitoring cases	32 ³⁾
Scanning angle	190°
Resolution (can be configured)	30 mm, 40 mm, 50 mm, 70 mm, 150 mm
Angular resolution	0.5°, 0.25°, depending on range and resolution
Response time	60 ms ⁴⁾

¹⁾ If several protective fields are monitored simultaneously, the shut-off signals must be connected to safe outputs on a Flexi Soft safety controller or routed via a safe EFI gateway.

²⁾ In dual field mode 32, in triple field mode 21 field sets.

³⁾ The performance characteristics of the Remote device correspond to those of the host. If the system exclusively consists of Remote devices connected to an EFI partner, 16 dual field sets or 10 triple field sets and 32 monitoring cases are available. For monitoring case switching static or dynamic inputs of the EFI partner have to be used.

⁴⁾ Depending on basic response time and multiple sampling.

Protective field supplement	100 mm
Number of multiple samplings	2 ... 16, configurable
Delay of automatic reset	2 s ... 60 s, configurable

¹⁾ If several protective fields are monitored simultaneously, the shut-off signals must be connected to safe outputs on a Flexi Soft safety controller or routed via a safe EFI gateway.

²⁾ In dual field mode 32, in triple field mode 21 field sets.

³⁾ The performance characteristics of the Remote device correspond to those of the host. If the system exclusively consists of Remote devices connected to an EFI partner, 16 dual field sets or 10 triple field sets and 32 monitoring cases are available. For monitoring case switching static or dynamic inputs of the EFI partner have to be used.

⁴⁾ Depending on basic response time and multiple sampling.

Safety-related parameters

Type	Type 3 (IEC 61496)
Safety integrity level	SIL 2 (IEC 61508)
Category	Category 3 (EN ISO 13849)
Performance level	PL d (EN ISO 13849)
PFH_D (mean probability of a dangerous failure per hour)	8.0×10^{-8}
T_M (mission time)	20 years (EN ISO 13849)
Safe state in the event of a fault	At least one OSSD is in the OFF state.

Functions

Restart interlock	✓
External device monitoring (EDM)	✓
Multiple sampling	✓
Monitoring case switching	✓
Simultaneous monitoring	✓
Static protective field switching	✓
Dynamic protective field switching	✓
Contour as a reference	✓
Integrated configuration memory	✓
Measured data output	Via RS-422
Safe SICK device communication via EFI	✓

Electrical data

Protection class	II (EN 50178)
Supply voltage V_s	24 V DC (16.8 V DC ... 28.8 V DC)
Power consumption	$\leq 0.8 \text{ A}^{1)}$ $\leq 2.3 \text{ A}^{2)}$
Outputs	
Output signal switching devices (OSSDs)	2 x 500 mA
Application diagnostic outputs	3 x 100 mA ³⁾

¹⁾ At 24 V DC without output load.

²⁾ At 24 V DC including maximum output load.

³⁾ Freely programmable, e.g. warning field, contamination, reset required.

Mechanical data

Dimensions (W x H x D)	155 mm x 185 mm x 160 mm
Weight	3.3 kg
Housing material	Aluminum die cast
Housing color	RAL 1021 (yellow)
Front screen material	Polycarbonate
Front screen surface finish	Outside with scratch-resistant coating

Ambient data

Enclosure rating	IP65 (EN 60529)
Ambient operating temperature	-10 °C ... +50 °C
Storage temperature	-25 °C ... +50 °C
Vibration resistance	IEC 60068-2-6, IEC 60068-2-64, IEC 60721-3-5, IEC TR 60721-4-5, IEC 61496-3
Class	5M1 (IEC 60721-3-5)
Shock resistance	IEC 60068-2-27, IEC 60721-3-5, IEC TR 60721-4-5, IEC 61496-3
Class	5M1 (IEC 60721-3-5)
Continuous shock	50 m/s², 11 ms 100 m/s², 16 ms

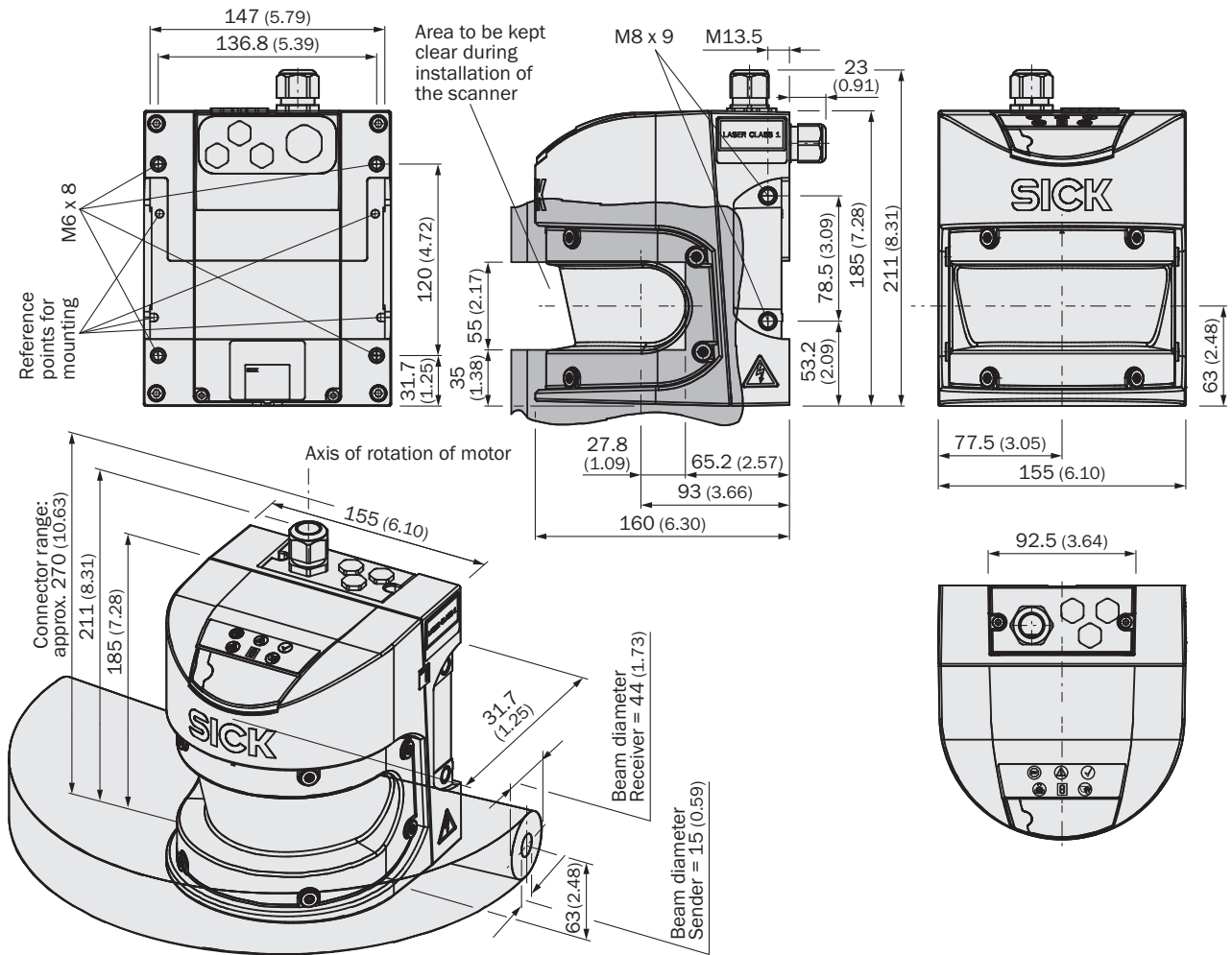
Other information

Type of light	Pulsed laser diode
Wave length	905 nm
Detectable remission factor	1.8 % ... > 1,000 %, reflectors
Laser class	1 (21 CFR 1040.10 and 1040.11, IEC 60825-1)

Classifications

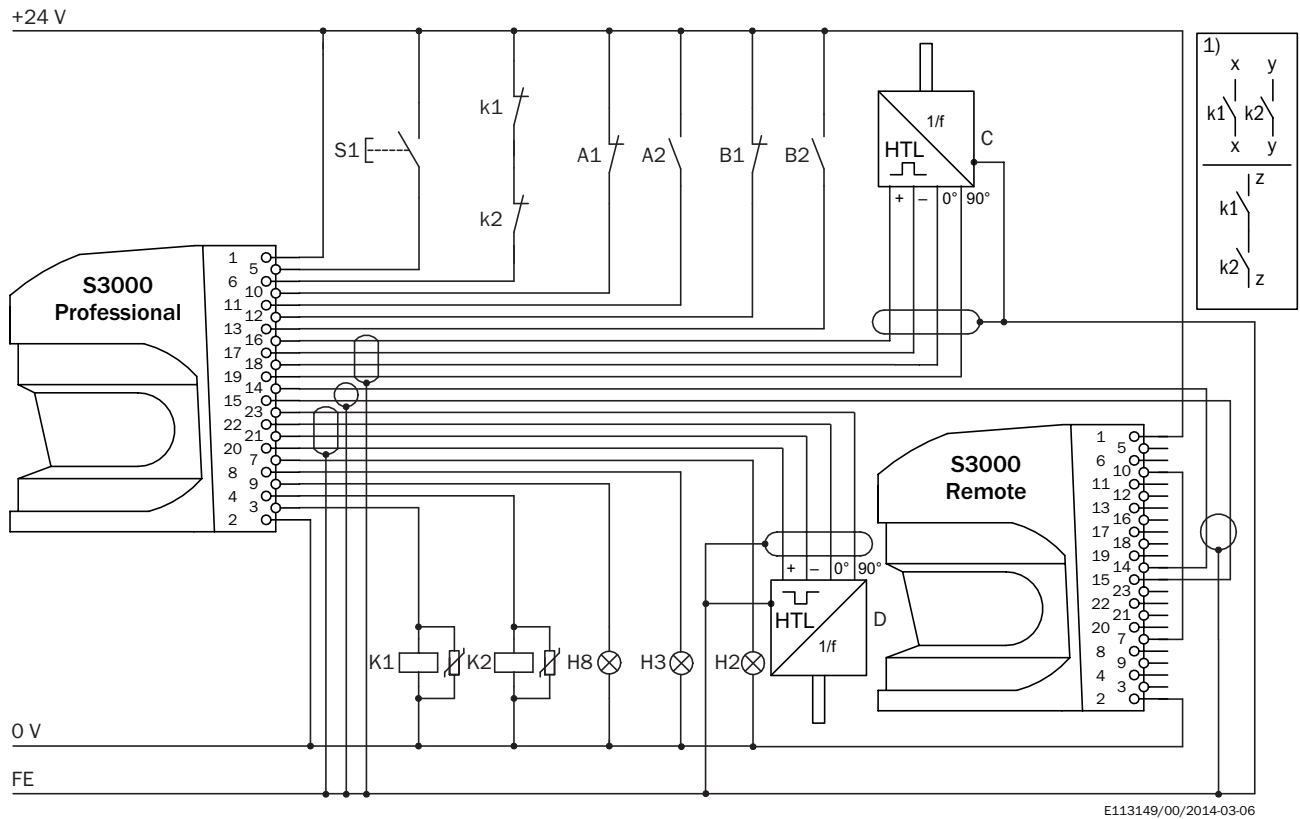
ECLASS 5.0	27272705
ECLASS 5.1.4	27272705
ECLASS 6.0	27272705
ECLASS 6.2	27272705
ECLASS 7.0	27272705
ECLASS 8.0	27272705
ECLASS 8.1	27272705
ECLASS 9.0	27272705
ECLASS 10.0	27272705
ECLASS 11.0	27272705
ECLASS 12.0	27272705
ETIM 5.0	EC002550
ETIM 6.0	EC002550
ETIM 7.0	EC002550
ETIM 8.0	EC002550
UNSPSC 16.0901	39121528

Dimensional drawing (Dimensions in mm (inch))



Connection diagram

Protective field switching between two S3000 scanners with static and dynamic inputs



S3000 Professional (left) and Remote (right) in conjunction with relays/contactors

Operating mode: without restart interlock, with external device monitoring (EDM)



Direction of travel-dependent dynamic protective field switching by means of B1 and B2 as well as static protective field switching by means of the control inputs A and B with sensor communication via EFL

Comments


¹⁾ Output circuits: These contacts are to be connected to the controller such that, with the output circuit open, the dangerous state is disabled. For categories 4 and 3, this integration must be dual-channel (x/y paths). Single-channel insertion in the control (z path) is only possible with a single-channel control and by taking the risk analysis into account.

Recommended accessories

Other models and accessories → www.sick.com/S3000_Remote

Brief description	Type	Part no.
Mounting brackets and plates		
 1 piece, Visor for heavy duty mounting kit (2080350), steel, painted (RAL 1021)	Heavy duty sight	2083733
 1 piece, Mounting bracket, heavy-duty version, with protection cover, for floor mounting, adjustable longitudinal and lateral axes via alignment plate, height adjustment possible. Tilt angle ± 5°. Additional mounting brackets are not required., steel, painted (RAL 1021)	Heavy-duty mounting kit	2080350

	Brief description	Type	Part no.
	1 piece, mounting bracket for direct mounting, from the rear, on wall or machine, not adjustable, Aluminum	Mounting kit 1	2015623
	1 piece, mounting bracket for rear mounting on wall or machine, adjustable longitudinal and lateral axes, only in conjunction with mounting kit 1 (2015623), Aluminum	Mounting kit 2	2015624
	1 piece, mounting bracket for rear mounting on wall, floor, or machine, adjustable longitudinal and lateral axes, only in conjunction with mounting kit 1 (2015623) and 2 (2015624), Aluminum	Mounting kit 3	2015625
Others			
	<ul style="list-style-type: none"> Connection type head A: Male connector, M8, 4-pin, straight Connection type head B: Male connector, USB-A, straight Cable: 10 m, 4-wire, PVC Description: Unshielded, Configuration cable with integrated RS-232 transducer on USB for connecting a sensor configuration connection (M8, 4-pin) to the USB interface of a PC 	DSL-8U04G10M025KM1	6034575
	<ul style="list-style-type: none"> Connection type head A: Male connector, M8, 4-pin, straight Connection type head B: Male connector, USB-A, straight Cable: 2 m, 4-wire, PVC Description: Unshielded, Configuration cable with integrated RS-232 transducer on USB for connecting a sensor configuration connection (M8, 4-pin) to the USB interface of a PC 	DSL-8U04G02M025KM1	6034574
	<ul style="list-style-type: none"> Connection type head A: System plug Description: Without cable, Not for use of incremental encoders, integrated configuration storage, For S3000 Standard, Advanced, Remote, Professional and Expert Items supplied: With 1 x cable gland M20, 1 x blanking plug M20, 2 x blanking plug M12 	SX0A-A0000B	2023797
	<ul style="list-style-type: none"> Connection type head A: Flying leads Connection type head B: Flying leads Cable: 2-wire, twisted pair, 120 Ohm, PVC Description: Shielded Note: Fitting for EFI connections Items supplied: By the meter 	EFI connecting cable	6029448
	<ul style="list-style-type: none"> Connection type head A: System plug Cable: 5 m, 9-wire, PVC Description: Pre-assembled, Not for use of incremental encoders, integrated configuration storage, unshielded, For S3000 Standard and Remote Connection systems: Flying leads Items supplied: With 1 x cable gland M20, 1 x blanking plug M20, 2 x blanking plug M12 	SX0A-B0905B	2027170
	<ul style="list-style-type: none"> Connection type head A: System plug Cable: 5 m, 9-wire, PVC Description: Pre-assembled, cable connection at the rear, Not for use of incremental encoders, integrated configuration storage, unshielded, For S3000 Standard and Remote Connection systems: Flying leads Items supplied: With 1 x cable gland M20, 1 x blanking plug M20, 2 x blanking plug M12 	SX0A-B0905G	2049222
	<ul style="list-style-type: none"> Connection type head A: System plug Cable: 10 m, 9-wire, PVC Description: Pre-assembled, Not for use of incremental encoders, integrated configuration storage, unshielded, For S3000 Standard and Remote Connection systems: Flying leads Items supplied: With 1 x cable gland M20, 1 x blanking plug M20, 2 x blanking plug M12 	SX0A-B0910B	2027171

	Brief description	Type	Part no.
	<ul style="list-style-type: none">• Connection type head A: System plug• Cable: 20 m, 9-wire, PVC• Description: Pre-assembled, Not for use of incremental encoders, integrated configuration storage, unshielded, For S3000 Standard and Remote• Connection systems: Flying leads• Items supplied: With 1 x cable gland M20, 1 x blanking plug M20, 2 x blanking plug M12	SX0A-B0920B	2027814

SICK AT A GLANCE

SICK is one of the leading manufacturers of intelligent sensors and sensor solutions for industrial applications. A unique range of products and services creates the perfect basis for controlling processes securely and efficiently, protecting individuals from accidents and preventing damage to the environment.

We have extensive experience in a wide range of industries and understand their processes and requirements. With intelligent sensors, we can deliver exactly what our customers need. In application centers in Europe, Asia and North America, system solutions are tested and optimized in accordance with customer specifications. All this makes us a reliable supplier and development partner.

Comprehensive services complete our offering: SICK LifeTime Services provide support throughout the machine life cycle and ensure safety and productivity.

For us, that is “Sensor Intelligence.”

WORLDWIDE PRESENCE:

Contacts and other locations –www.sick.com