

# Inductive sensor

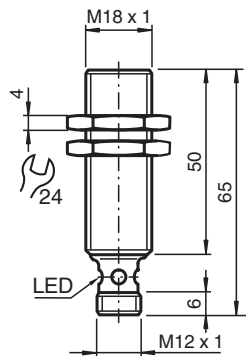
## NBB8-18GM50-E2-V1



- 8 mm flush
- Increased operating distance
- Extended temperature range



### Dimensions



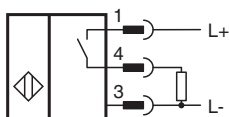
### Technical Data

General specifications		
Switching function		Normally open (NO)
Output type		PNP
Rated operating distance	$s_n$	8 mm
Installation		flush
Output polarity		DC
Assured operating distance	$s_a$	0 ... 6.48 mm ( -25 ... 70 °C (-13 ... 158 °F) ) 0 ... 6.08 mm ( -40 ... -25 °C (-40 ... -13 °F) )
Reduction factor $r_{Al}$		0.45
Reduction factor $r_{Cu}$		0.4
Reduction factor $r_{304}$		0.7
Output type		3-wire
Nominal ratings		
Operating voltage	$U_B$	10 ... 30 V
Switching frequency	$f$	0 ... 500 Hz
Hysteresis	$H$	typ. 5%
Reverse polarity protection		reverse polarity protected

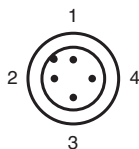
## Technical Data

Short-circuit protection		pulsing
Voltage drop	$U_d$	$\leq 3 \text{ V}$
Operating current	$I_L$	0 ... 200 mA
Off-state current	$I_r$	0 ... 0.5 mA typ. 0.1 $\mu\text{A}$ at 25 °C
No-load supply current	$I_0$	$\leq 15 \text{ mA}$
Time delay before availability	$t_v$	$\leq 20 \text{ ms}$
Switching state indicator		Multihole-LED, yellow
<b>Functional safety related parameters</b>		
MTTF <sub>d</sub>		1190 a
Mission Time (T <sub>M</sub> )		20 a
Diagnostic Coverage (DC)		0 %
<b>Compliance with standards and directives</b>		
Standard conformity		
Standards		EN 60947-5-2:2007 EN 60947-5-2/A1:2012 IEC 60947-5-2:2007 IEC 60947-5-2 AMD 1:2012
<b>Approvals and certificates</b>		
EAC conformity		TR CU 020/2011
UL approval		cULus Listed, General Purpose
CSA approval		cCSAus Listed, General Purpose
CCC approval		CCC approval / marking not required for products rated $\leq 36 \text{ V}$
<b>Ambient conditions</b>		
Ambient temperature		-40 ... 70 °C (-40 ... 158 °F)
Storage temperature		-40 ... 85 °C (-40 ... 185 °F)
<b>Mechanical specifications</b>		
Connection type		Connector plug M12 x 1 , 4-pin
Housing material		brass , white bronze coated
Sensing face		PBT
Degree of protection		IP67

## Connection







## Connection Assignment



Wire colors in accordance with EN 60947-5-2

1	BN	(brown)
2	WH	(white)
3	BU	(blue)
4	BK	(black)

## Accessories

	<b>V1-G-2M-PUR</b>	Female cordset, M12, 4-pin, PUR cable
	<b>BF 18</b>	Mounting flange, 18 mm
	<b>EXG-18</b>	Quick mounting bracket with dead stop
	<b>V1-W-2M-PUR</b>	Female cordset, M12, 4-pin, PUR cable