

Technical data sheet

Ultrasonic distance sensor

Part no.: 50149543
DMU218-800/LA-M12

Contents

- Technical data
- Dimensioned drawings
- Electrical connection
- Diagrams
- Operation and display
- Part number code
- Notes
- Accessories



For illustration purposes only



Technical data

Basic data

| | |
|----------|---------------------|
| Series | 200 |
| Contains | 2x M18 mounting nut |

Special version

| | |
|-----------------|-----------------------|
| Special version | Multiplex operation |
| | Synchronous operation |

Characteristic parameters

| | |
|------|-----------|
| MTTF | 643 years |
|------|-----------|

Ultrasonic specifications

| | |
|----------------------|---------|
| Ultrasonic frequency | 200 kHz |
| Direction of beam | Front |
| Opening angle | 16 ° |

Measurement data

| | |
|-------------------------------|---------------|
| Measurement range | 80 ... 800 mm |
| Resolution | 1.0 mm |
| Resolution of analog output | 1 mm |
| Repeatability | 0.15 % |
| Reference value repeatability | End value |
| Temperature drift, relative | 0.2 %/K |
| Linearity error | 0.5 % |

Electrical data

| | |
|--------------------|-------------------------|
| Protective circuit | Short circuit protected |
|--------------------|-------------------------|

Performance data

| | |
|----------------------|------------------------|
| Supply voltage U_B | 18 ... 30 V, DC |
| Residual ripple | 0 ... 10 %, From U_B |
| Open-circuit current | 0 ... 40 mA |
| Switching hysteresis | 2 mm |

Outputs

| | |
|-------------------------------------|--------------------|
| Number of analog outputs | 1 Piece(s) |
| Number of digital switching outputs | 1 Piece(s) |
| Load resistance | 0 ... 400 Ω |

Analog outputs

| | |
|---------|-------------|
| Current | 4 ... 20 mA |
|---------|-------------|

Analog output 1

| | |
|------|---------|
| Type | Current |
|------|---------|

Switching outputs

| | |
|-------------------------|-----------------|
| Voltage type | DC |
| Switching current, max. | 150 mA |
| Switching voltage | low: ≤ 2 V |

Switching output 1

| | |
|---------------------|--|
| Switching element | Transistor, Push-pull |
| Switching principle | IO-Link / light switching (PNP)/dark switching (NPN) |

Time behavior

| | |
|---------------------|--------|
| Switching frequency | 5 Hz |
| Response time | 100 ms |
| Readiness delay | 300 ms |

Interface

| | |
|------|---------|
| Type | IO-Link |
|------|---------|

IO-Link

| | |
|------------------|----------------|
| COM mode | COM2 |
| Profile | Common Profile |
| Min. cycle time | COM2 = 2.3 ms |
| Frame type | 2.2 |
| Specification | V1.1 |
| Device ID | 3089 |
| SIO-mode support | No |

Connection

| | |
|-----------------------|------------|
| Number of connections | 1 Piece(s) |
|-----------------------|------------|

Connection 1

| | |
|--------------------|----------------|
| Function | Signal OUT |
| | Teach input |
| | Voltage supply |
| Type of connection | Connector |
| Thread size | M12 |
| Type | Male |
| Material | Metal |
| No. of pins | 4 -pin |
| Encoding | A-coded |

Mechanical data

| | |
|--------------------------------|--|
| Design | Cylindrical |
| Thread size | M18 x 1 mm |
| Dimension (\varnothing x L) | 18 mm x 55 mm |
| Housing material | Metal |
| Metal housing | Nickel-plated brass |
| Ultrasonic transducer material | Piezoceramics (contains lead zirconium titanate (PZT)) |
| Net weight | 30 g |
| Housing color | Silver |

Operation and display

| | |
|-----------------|------------|
| Type of display | LED |
| Number of LEDs | 2 Piece(s) |

Environmental data

| | |
|--------------------------------|---------------|
| Ambient temperature, operation | -25 ... 70 °C |
| Ambient temperature, storage | -25 ... 70 °C |

Certifications

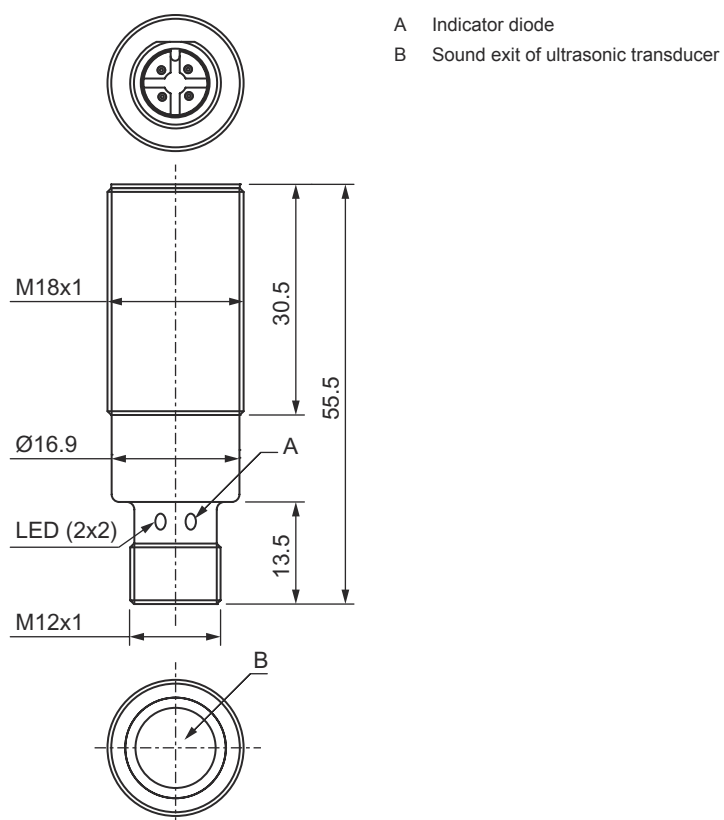
| | |
|----------------------|---------------|
| Degree of protection | IP 67 |
| Protection class | III |
| Certifications | c UL US |
| Standards applied | IEC 60947-5-2 |

Technical data

| | |
|-----------------------|----------|
| Customs tariff number | 85365019 |
| ECLASS 5.1.4 | 27272803 |
| ECLASS 8.0 | 27272803 |
| ECLASS 9.0 | 27272803 |
| ECLASS 10.0 | 27272803 |
| ECLASS 11.0 | 27272803 |
| ECLASS 12.0 | 27272803 |
| ECLASS 13.0 | 27272803 |
| ETIM 5.0 | EC001849 |
| ETIM 6.0 | EC001849 |
| ETIM 7.0 | EC001849 |
| ETIM 8.0 | EC001849 |

Dimensioned drawings

All dimensions in millimeters

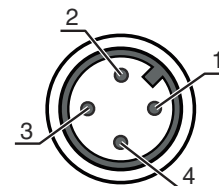


Electrical connection

Connection 1

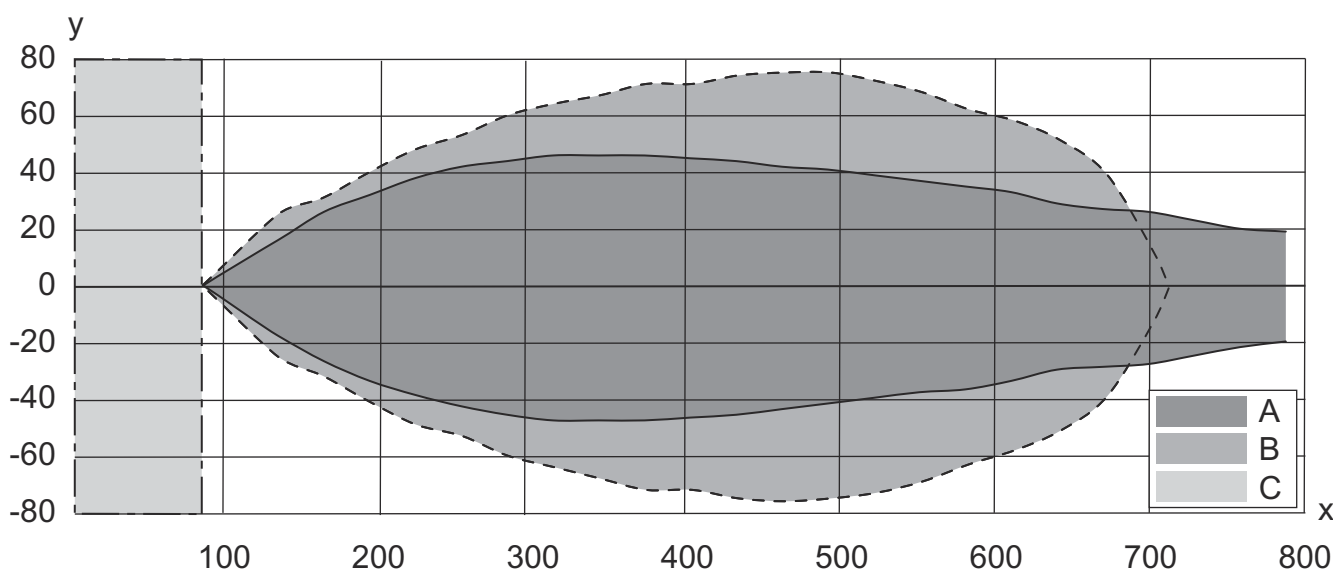
| | |
|--------------------|----------------|
| Function | Signal OUT |
| | Teach input |
| | Voltage supply |
| Type of connection | Connector |
| Thread size | M12 |
| Type | Male |
| Material | Metal |
| No. of pins | 4 -pin |
| Encoding | A-coded |

| Pin | Pin assignment |
|-----|-----------------|
| 1 | V+ |
| 2 | OUT mA |
| 3 | GND |
| 4 | IO-Link / OUT 1 |



Diagrams

Typ. response behavior



- x Object distance [mm]
- y Sound cone width [mm]
- A Plate 200 x 200 mm
- B Rod Ø 25 mm
- C Minimum distance in mm

Operation and display

| LED | Display | Meaning |
|-----|--------------------------|----------------------------------|
| 1 | Green, continuous light | Operational readiness |
| | Green, flashing | IO-Link communication |
| | Yellow, continuous light | Switching output/switching state |

Part number code

Part designation: AAA2BB-xxxx/CD-EE

| | |
|-------------|--|
| AAA | Operating principle HTU: Ultrasonic sensor, scanning principle, with background suppression DMU: Ultrasonic sensor, distance measurement |
| 2BB | Design 208: Cylindrical with M8 thread 212: Cylindrical with M12 thread 218: Cylindrical with M18 thread 230: Cylindrical with M30 thread |
| xxxx | Operating range Operating range in millimeters |
| C | Switching output / function OUT 1/IN: Pin 4 2: NPN transistor output, light switching N: NPN transistor output, dark switching 4: PNP transistor output, light switching P: PNP transistor output, dark switching L: IO-Link |
| D | Switching output / function OUT 2/IN: pin 2 T: teach-in via cable A: Analog current output V: Analog voltage output |
| EE | Electrical connection M8: M8 connector, 4-pin (plug) M12: M12 connector, 4-pin (plug) |

Note

| | |
|--|--|
| | ↪ A list with all available device types can be found on the Leuze website at www.leuze.com . |
|--|--|

Notes



Observe intended use!

| | |
|--|---|
| | <ul style="list-style-type: none"> ↪ This product is not a safety sensor and is not intended as personnel protection. ↪ The product may only be put into operation by competent persons. ↪ Only use the product in accordance with its intended use. |
|--|---|



Accessories

Connection technology - Connection unit


| | Part no. | Designation | Article | Description |
|--|----------|-----------------------|------------------|---|
| | 50144900 | MD 798i-11-82/L5-2222 | Distribution box | Type: IO-Link master Current consumption, max.: 11,000 mA Switching outputs for each sensor connection: 1 Piece(s) Switching output: Transistor, PNP Interface: IO-Link, Automatic protocol detection, EtherNet IP, Modbus TCP, PROFINET Connections: 12 Piece(s) Sensor connections: 8 Piece(s) Connections for voltage supply: 2 Piece(s) Interface connections: 2 Piece(s) Degree of protection: IP 67, IP 65, IP 69K |

Accessories


Connection technology - Connection cables

| | Part no. | Designation | Article | Description |
|---|----------|--------------------|------------------|--|
|  | 50130652 | KD U-M12-4A-V1-050 | Connection cable | Connection 1: Connector, M12, Axial, Female, A-coded, 4 -pin Connector, LED: No Connection 2: Open end Shielded: No Cable length: 5.000 mm Sheathing material: PVC |
|  | 50130690 | KD U-M12-4W-V1-050 | Connection cable | Connection 1: Connector, M12, Angled, Female, A-coded, 4 -pin Connector, LED: No Connection 2: Open end Shielded: No Cable length: 5.000 mm Sheathing material: PVC |


Mounting technology - Mounting brackets

| | Part no. | Designation | Article | Description |
|--|----------|-------------|------------------|--|
|  | 50113548 | BT D18M.5 | Mounting bracket | Diameter, inner: 18 mm Design of mounting device: Angle, L-shape Fastening, at system: Through-hole mounting Mounting bracket, at device: Screw type Type of mounting device: Rigid Material: Stainless steel |

Mounting technology - Rod mounts

| | Part no. | Designation | Article | Description |
|--|----------|-------------|---------|---|
|  | 50111501 | MC 018K | Clamp | Diameter, inner: 18 mm Design of mounting device: Mounting clamp Fastening, at system: Through-hole mounting Mounting bracket, at device: Clampable Type of mounting device: Rigid Material: Plastic |

General

| | Part no. | Designation | Article | Description |
|---|----------|-------------|----------------------|--|
|  | 50149785 | UA US90-M18 | Deflector attachment | Type of article: Deflector attachment for ultrasonic sensors Thread size: M18 Diameter: 18 mm Length: 30 mm |

Note



A list with all available accessories can be found on the Leuze website in the Download tab of the article detailed page.