# Technical data sheet
# Fieldbus gateway
## Part no.: 50132994
## MSI-FB-CANOPEN

For Illustration purposes only

**Contents**


- Technical data
- Dimensioned drawings
- Electrical connection
- Circuit diagrams
- Notes




Leuze electronic GmbH + Co. KG
In der Braike 1, D-73277 Owen/Germany
info@leuze.com • www.leuze.com
Phone: +49 7021 573-0 • Fax: +49 7021 573-199


We reserve the right to make technical changes

# Technical data

## Basic data

| | |
|---|---|
| **Series** | MSI-FB |
| **Type** | Fieldbus gateway |
| **Application** | Transfer of MSI 400 diagnostic data via CANOPEN |

## Functions

| | |
|---|---|
| **Functions** | Fieldbus module for the MSI 400 for connecting to CANOPEN |

## Electrical data

### Performance data

| | |
|---|---|
| **Supply voltage $U_B$** | 24 V, DC, -20 ... 25 % |

### Output circuit

## Interface

| | |
|---|---|
| **Type** | CANopen |

### CANopen

| | |
|---|---|
| **Function** | Process |

## Connection

| | |
|---|---|
| **Number of connections** | 1 Piece(s) |

### Connection 1

| | |
|---|---|
| **Function** | Data interface |
| **Type of connection** | Terminal |
| **Type of terminal** | Screw terminal |
| **No. of pins** | 5 -pin |

## Mechanical data

| | |
|---|---|
| **Dimension (W x H x L)** | 22.5 mm x 96.5 mm x 121 mm |
| **Net weight** | 150 g |
| **Housing color** | Gray |
| **Type of fastening** | Snap-on mounting |

## Environmental data

| | |
|---|---|
| **Ambient temperature, operation** | -25 ... 55 °C |
| **Ambient temperature, storage** | -25 ... 70 °C |
| **Relative humidity (non-condensing)** | 10 ... 95 % |

## Certifications

| | |
|---|---|
| **Degree of protection** | IP 20 |
| **Certifications** | c UL US |
| **Vibration resistance** | 5 ... 150 Hz |
| **Test procedure for oscillation in accordance with standard** | EN 60068-2-6 |
| **Shock resistance, single shock** | 30 g, 11 ms, EN 60068-2-27 |
| **Shock resistance, continuous shock** | 10 g, 16 ms, EN 60068-2-29 |

## Classification

| | |
|---|---|
| **Customs tariff number** | 85364900 |
| **ECLASS 5.1.4** | 27242208 |
| **ECLASS 8.0** | 27242208 |
| **ECLASS 9.0** | 27242208 |
| **ECLASS 10.0** | 27242208 |
| **ECLASS 11.0** | 27242208 |
| **ECLASS 12.0** | 27242208 |
| **ECLASS 13.0** | 27242208 |
| **ETIM 5.0** | EC001423 |
| **ETIM 6.0** | EC001423 |
| **ETIM 7.0** | EC001423 |
| **ETIM 8.0** | EC001423 |
| **ETIM 9.0** | EC001423 |

# Dimensioned drawings

All dimensions in millimeters

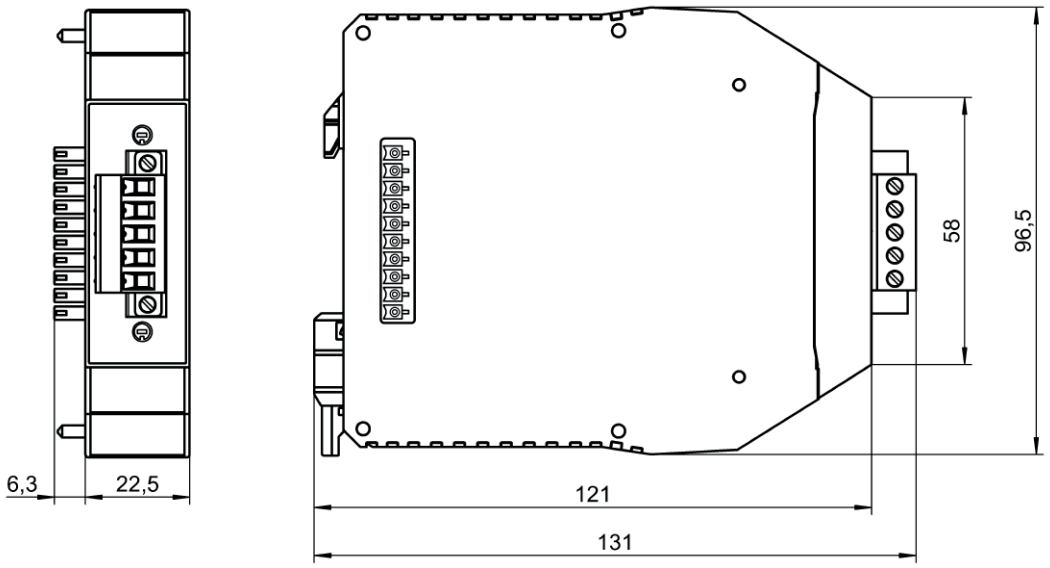

≥ A-09 new

# Dimensioned drawings

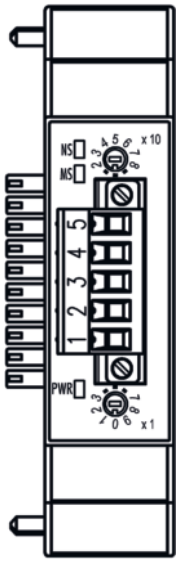


<A-08 old

# Electrical connection

## Connection 1

| | |
|---|---|
| **Function** | Data interface |
| **Type of connection** | Terminal |
| **Type of terminal** | Screw terminal |
| **No. of pins** | 5 -pin |

| Terminal | Assignment |
|---|---|
| **1** | n.c. |
| **2** | CAN low |
| **3** | Shield |
| **4** | CAN high |
| **5** | n.c. |

# Circuit diagrams

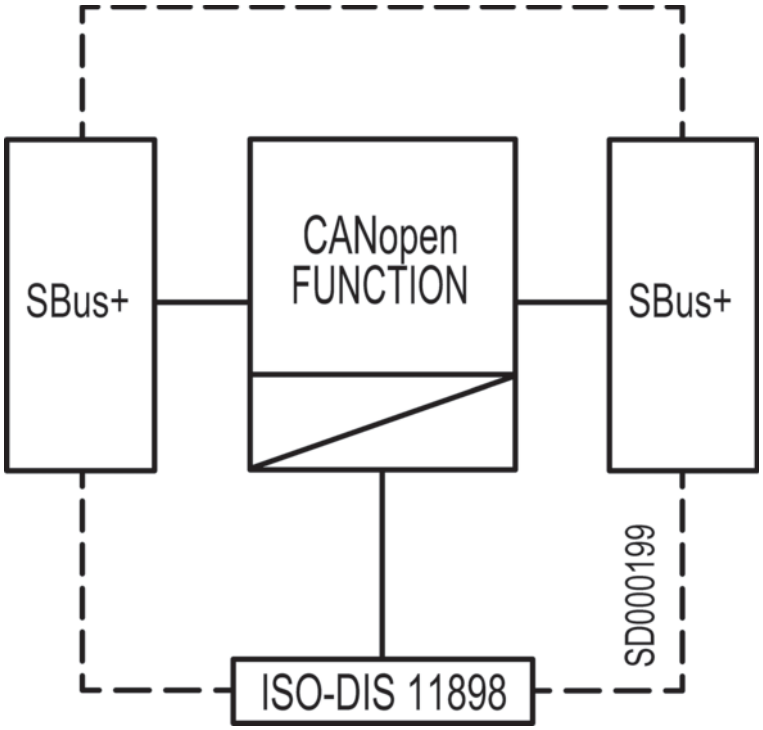


# Notes

| | |
|---|---|
| | **Observe intended use!** |
| | ✎ The product may only be put into operation by competent persons.<br>✎ Only use the product in accordance with its intended use. |